

01 Introduction to Seoyeong University

Number of students enrolled

Korean Students Enrolled
Gwangju Campus + Paju Campus

4,920

< As of April 2, 2025 >

International Students Enrolled
Degree Program (D-2)

1,479 (11 Countries)

< As of March 19, 2026 >

International Students Enrolled
Language Training Program (D-4)

199 (12 Countries)

< As of March 16, 2026 >

Degree Programs (2+2 years)

- Associate Degree (2-3 years) 34 majors
- Bachelor's Degree (4 years) 15 majors
- Master's Degree 2 majors
- Degree Programs for International Students 8 majors

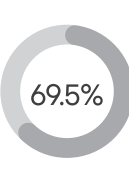
Graduate Employment Rate

Ministry of Education, 2025 University Information Disclosure

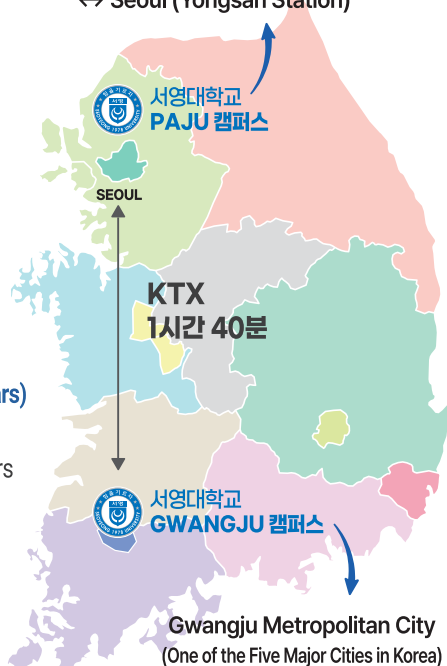
Seoyeong University



Universities Nationwide



Wollong (Seoyeong University) Station
↔ Seoul (Yongsan Station)



Strengths of Seoyeong University

Employment-oriented University

- MOU with HD Hyundai Samho, Alps Korea, DK Industry, DH Group, Daehan Shipbuilding, etc.
- D-2 → E-7 / F-2-R

Selected by the Ministry of Justice

University Selected for the Metropolitan Visa Pilot Project in Gwangju Metropolitan City

- Issuance of Recommendation Letter from the Mayor of Gwangju Metropolitan City
- Relaxation of Financial Ability Requirement for International Students to Half

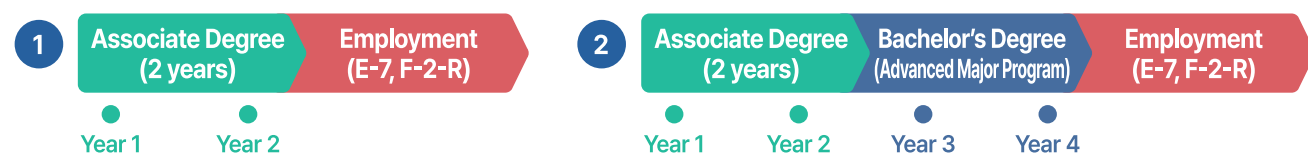
University-affiliated Institution for the Social Integration Program, Ministry of Justice

- Fulfillment of mandatory requirements for employment or further studies after graduation
- Completion of Social Integration Program (Stages 1-3) → Equivalent to TOPIK Levels 1-3

Work (part-time jobs, etc.) & Study (degree program) Concurrently

- In-person Classes: Once a week (Twice a week when enrolled in the Social Integration Program)
- Concurrent Remote (Online) Classes

02 Degree Program (D-2) and Visa Support Services



03 Language Training Program (D-4)_ Gwangju Campus

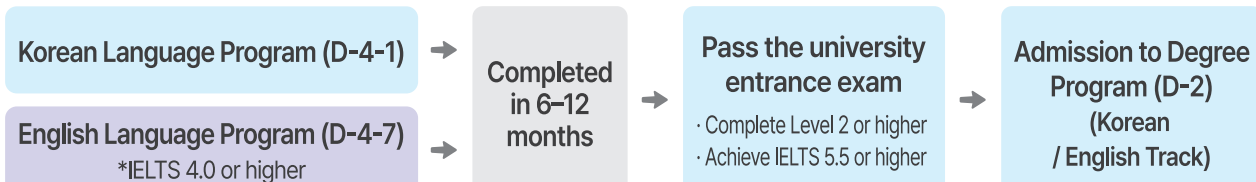
☑ Korean Language Program (D-4-1)

Intakes : March / June / September / December · 160 hours per term

☑ English Language Program (D-4-7)

Intakes : March / September · 160 hours per term

☑ Pathway to the Degree Program (D-2) : For those without TOPIK Level 2



04 2026 Academic Year September Intake Degree Program (Special Admission for International Students) Admission Guide

Admission Schedule	Round 1	Round 2	Round 3
Submission of application form	04.06. ~ 05.28.	05.29. ~ 07.16.	07.17. ~ 08.14.
Announcement of successful candidates	05.29. ~	05.29. ~	07.17. ~
Payment of tuition fees	06.15. ~	06.15. ~	07.20. ~
Issuance of Standard Admission Letter	06.16. ~	06.16. ~	07.21. ~
Entry and dormitory check-in		08.24. ~	
Semester start		08.31.	

* The above schedule may be subject to change depending on circumstances.

Gwangju Campus

Departments [Daytime / Evening]	Curriculum [Visa Acquisition after Graduation]	Tuition Fee	50% Scholarship	Net Tuition Fee (First Semester)
Practical Korean [Daytime] [Korean/English Track]	Industry-based Practical Korean Language Program [E7 (Employment Visa), F2R (Regional Residency Visa)]	2,732,480 won	1,366,240 won	1,366,240 won
Silver Welfare [Daytime]	Caregiver Certification Training Program [E72 (Caregiver Employment Visa), F2R]	2,732,480 won	1,366,240 won	1,366,240 won
AI Future Automotive Engineering [Daytime]	Automobile Maintenance and Production Skilled Workforce Training Program [E7, F2R]	2,982,480 won	1,491,240 won	1,491,240 won
Beauty and Cosmetology [Daytime]	Beautician (Skin/Hair/Nail/Makeup) License-linked Training Program [E7, F2R]	2,982,480 won	1,491,240 won	1,491,240 won
Industrial Engineering [Daytime]	Welding, Electrical Work, and Other General Skilled Workforce Training Program [E7, F2R]	2,982,480 won	1,491,240 won	1,491,240 won

* The above-listed departments are part of a two-year (four-semester) associate degree program. Please note that the departments and program details are subject to change. For detailed information such as application schedules and required documents, please visit the Seoyeong University website (www.seoyeong.ac.kr) or contact the International Education Center at the Gwangju Campus (Tel 82-62-520-5144).

* Permitted Areas of Residence Related to the Academic Program : 광주, 담양, 장성, 화순, 함평, 영광, 정읍, 장진, 보성, 고흥, 곡성, 구례, 나주

Paju Campus

Departments [Daytime / Evening]	Curriculum [Visa Acquisition after Graduation]	Tuition Fee	50% Scholarship	Net Tuition Fee (First Semester)
Korean Language [Daytime] [Korean/English Track]	Industry-based Practical Korean Language Program [E7 (Employment Visa), F2R (Regional Residency Visa)]	2,982,480 won	1,491,240 won	1,491,240 won
Future Automotive Engineering [Daytime] [Korean/English Track]	Automobile Maintenance and Production Skilled Workforce Training Program [E7, F2R]	3,432,480 won	1,716,240 won	1,716,240 won
Beauty Arts [Daytime]	Automobile Maintenance and Production Skilled Workforce Training Program [E7, F2R]	3,432,480 won	1,716,240 won	1,716,240 won

* The above-listed departments are part of a two-year (four-semester) associate degree program. Please note that the departments and program details are subject to change. For detailed information such as application schedules and required documents, please visit the Seoyeong University website (www.seoyeong.ac.kr) or contact the International Education Center at the Paju Campus (Tel 82-31-930-9640).

* Permitted Areas of Residence Related to the Academic Program : 서울, 인천, 부천, 김포, 고양, 의정부, 양주, 파주, 남양주, 구리

05 Dormitory Fees and Other Expenses

Category	Amount	Notes
Dormitory Fee (Gwangju Campus)	810,000 won / 6 months	4-person room
International Student Insurance Fee (Accident Insurance)	65,000 won / 6 months	Mandatory enrollment in the National Health Insurance upon entry into Korea <However, the Korean Language Training Program requires mandatory enrollment after 6 months>
Other Expenses	All expenses incurred after entering Korea are the responsibility of the student [e.g., insurance premiums (National Health Insurance, international student insurance), textbook fees, alien registration application fee, etc.]	

* Paju Campus : Guidance on Nearby Housing (Upon Request)

06 Language Training Program(D-4)_ Gwangju Campus

Category	Tuition	Application Fee	Insurance	Dormitory Fee
Korean Language Program (D-4-1)	1,046,000 won	50,000 won	65,000 won	810,000 won
English Language Program (D-4-7)	1,200,000 won			
Remarks	Per semester (3 months)	First time only	enrollment in National Health Insurance after 6 months	6 months, 4-person room (meals not included)

* The students will bear all expenses incurred after their arrival or entry into Korea.

ex : Insurance premiums (National Health Insurance, foreign students accident insurance), textbooks, fees for alien registration, etc.)